

Signify Classified - Internal  
Cooper Lighting Solutions Photometric Lab  
1121 Highway 74 South  
Peachtree City, GA 30269



Scaled data based on original data using  
LM-79-08 Approved Method: Electrical and Photometric Measurements of Solid-  
State Lighting Products

Test Report Prepared for  
Cooper Lighting Solutions  
(formerly Eaton)

Brand: STREETWORKS

Report Number: P869849

Luminaire Tested: **MEM2-HTN-SA-110-840-U-T2R**

Issue Date: 08/21/2024



**Test Information**

Test Method: LM-79-08  
Report Number: P869849  
Test Lab: INNOVATION CENTER(G3)  
Issue Date: 08/21/2024  
Manufacturer: COOPER LIGHTING SOLUTIONS (FORMERLY EATON)  
Product Line: STREETWORKS  
Catalog Number: MEM2-HTN-SA-110-840-U-T2R  
Description: EPIC MODERN TALL HOUSING DISCRETE LED ARRAYS 110W 80CRI 4000K  
FITURE w/ TYPE II ROADWAY DISTRIBUTION OPTIC  
Light Source: (30) 4000K CCT, 80 CRI LEDS  
Ballast/Driver: ELECTRONIC DRIVER

**Summary**

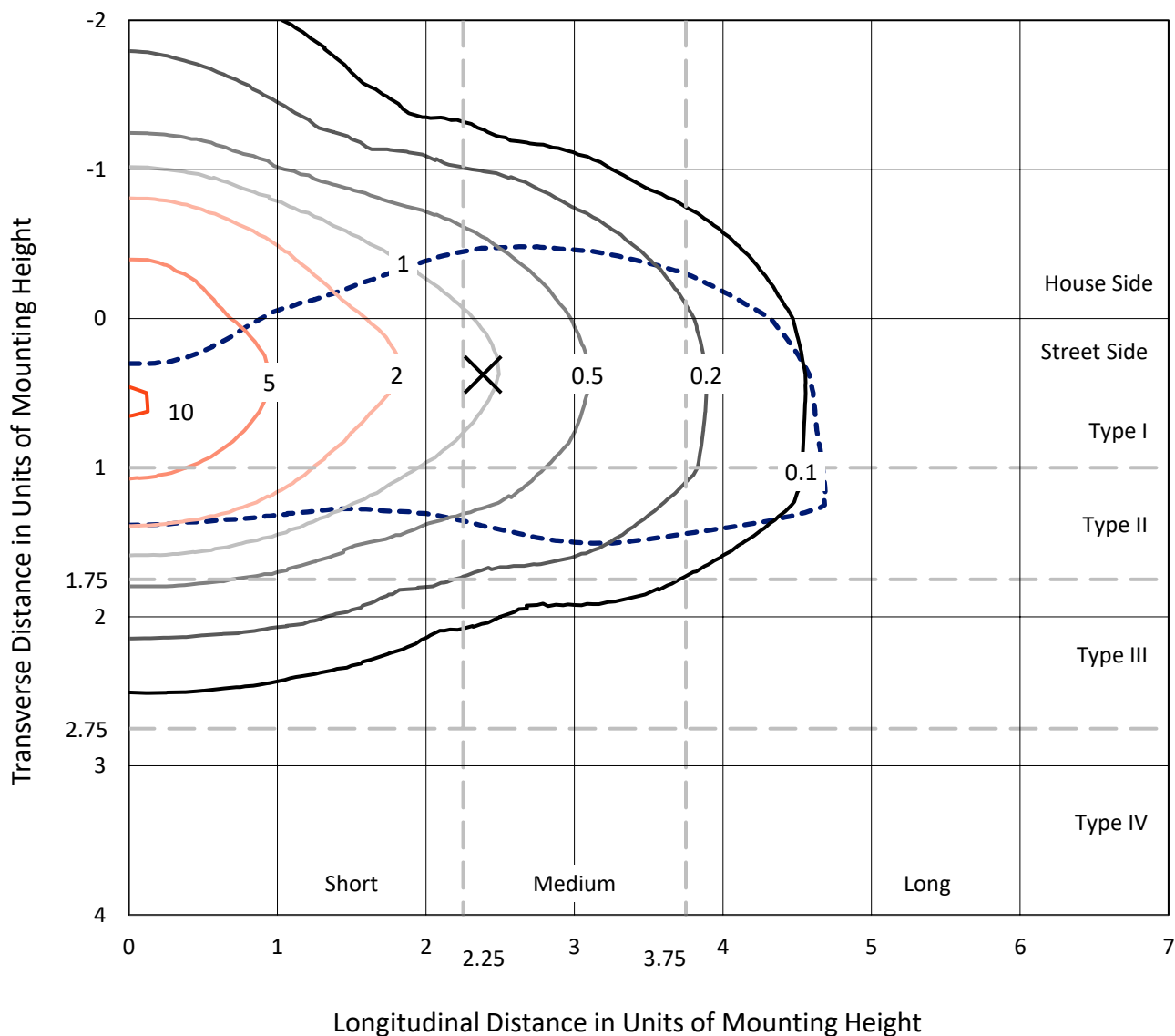
Lumens per Lamp: N/A  
Luminaire Lumens: 16112.9 lumens  
Efficiency: N/A  
Efficacy: 142.6 lumens/watt  
Luminous Opening: Rectangular (W 1' x L: 0.33' x H: 0')  
IES Classification: Type II - Medium  
BUG Rating: B3 - U0 - G3

Input Watts (W): 113  
Input Voltage (V): 120  
Input Current (A<sub>in</sub>): NR  
Voltage Rise (V): NR  
Power Factor: 0.99  
Total Harmonic Distortion (THDi): 7.77%  
Frequency (hertz): 60  
Stabilization Time: NR  
Operation Time: NR  
Ambient Temperature (°C): NR  
Test Distance: 24 FT

REPORT NUMBER: P869849  
 CATALOG NUMBER: MEM2-HTN-SA-110-840-U-T2R

### Iso-Footcandle Lines of Horizontal Illumination

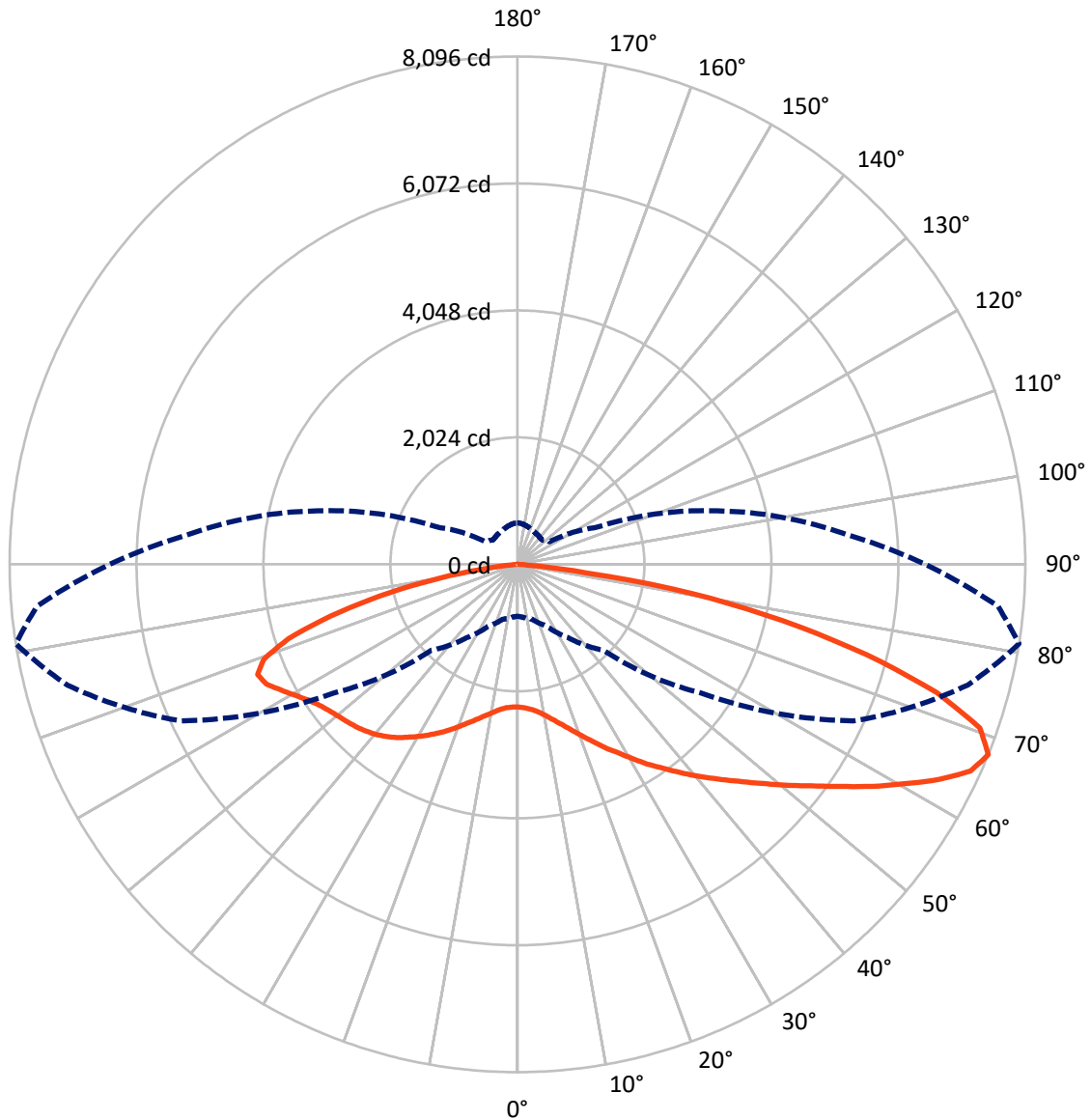
× Max cd  
 - - - 1/2 Max cd



Based on 20 foot mounting height. Maximum calculated value = 10.3 fc  
 Type II - Medium - N/A

REPORT NUMBER: P869849  
CATALOG NUMBER: MEM2-HTN-SA-110-840-U-T2R

### Luminous Intensity Polar Plot



— Vertical Plane Through 81-Deg Lateral    - - - Horizontal Cone Through 67.5-Deg Vertical

REPORT NUMBER: P869849

CATALOG NUMBER: MEM2-HTN-SA-110-840-U-T2R

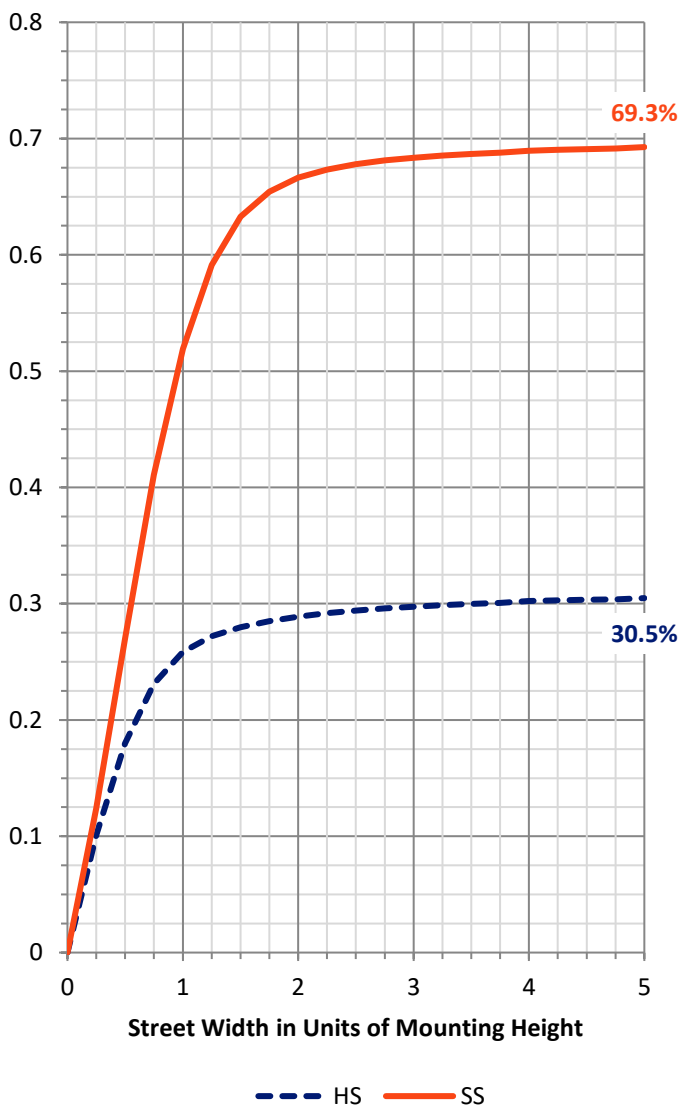
**FLUX DISTRIBUTION:**

		Downward	Upward	Total
<b>House Side</b>	Lumens	4937.4	0.0	4937.4
	% Fixture	30.6	0.0	30.6
<b>Street Side</b>	Lumens	11175.5	0.0	11175.5
	% Fixture	69.4	0.0	69.4
<b>Total</b>	Lumens	16112.9	0.0	16112.9
	% Fixture	100.0	0.0	100.0

**ZONAL LUMENS:**

Zone	Lumens	% Fixture
0°-10°	232.0	1.4
10°-20°	823.5	5.1
20°-30°	1640.1	10.2
30°-40°	2576.7	16.0
40°-50°	3195.5	19.8
50°-60°	3123.8	19.4
60°-70°	2626.9	16.3
70°-80°	1669.2	10.4
80°-90°	225.3	1.4
90°-100°	0.0	0.0
100°-110°	0.0	0.0
110°-120°	0.0	0.0
120°-130°	0.0	0.0
130°-140°	0.0	0.0
140°-150°	0.0	0.0
150°-160°	0.0	0.0
160°-170°	0.0	0.0
170°-180°	0.0	0.0
0°-90°	16112.9	100.0
0°-180°	16112.9	100.0

**Coefficient of Utilization**



REPORT NUMBER: P869849

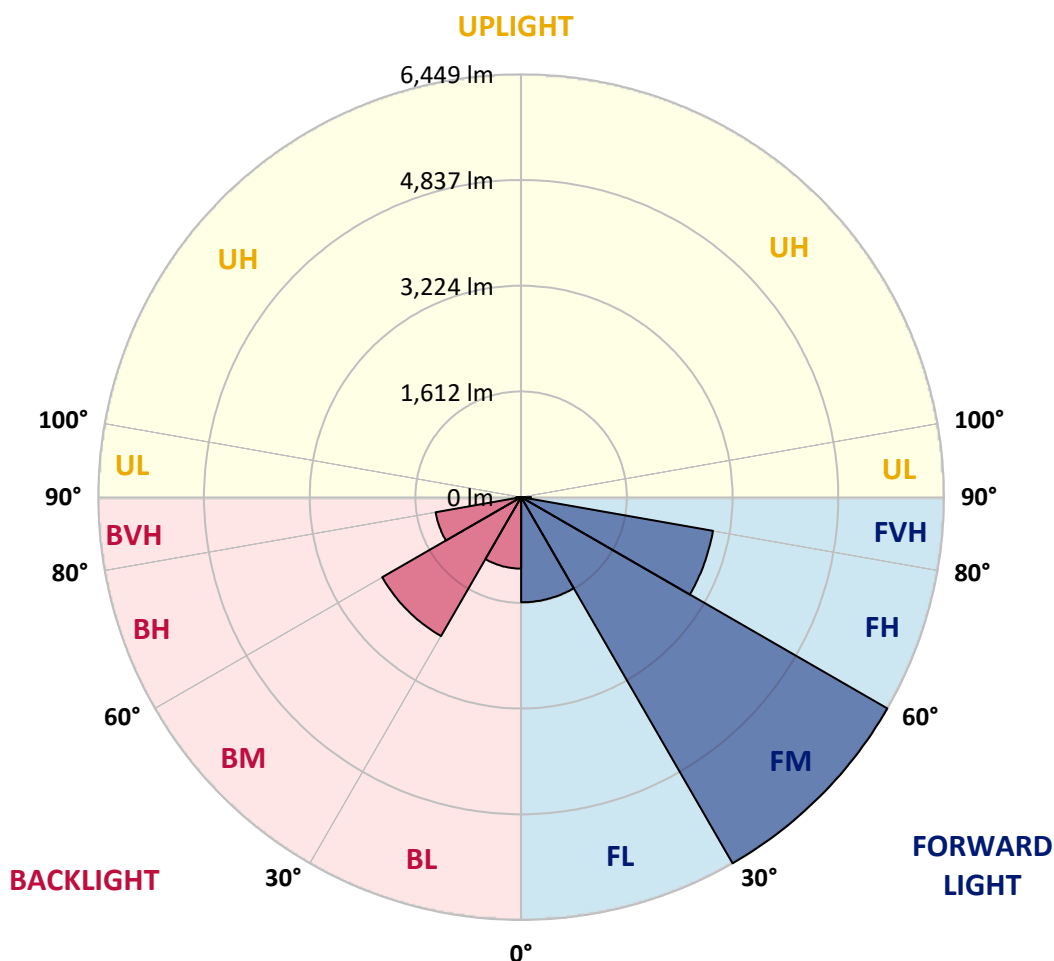
CATALOG NUMBER: MEM2-HTN-SA-110-840-U-T2R

**LUMINAIRE CLASSIFICATION SYSTEM LUMEN TABLE AND BUG RATING:**

Zone	Lumens	% Fixture	Zone Rating/Lumen Limit		
			B	U	G
FL (0°-30°)	1605.0	10.0			
FM (30°-60°)	6448.9	40.0			
FH (60°-80°)	2970.7	18.4			G2/5000
FVH (80°-90°)	151.0	0.9			G2/225
BL (0°-30°)	1090.6	6.8	B3/2500		
BM (30°-60°)	2447.1	15.2	B2/2500		
BH (60°-80°)	1325.4	8.2	B3/2500		G3/2500
BVH (80°-90°)	74.3	0.5			G1/100
UL (90°-100°)	0.0	0.0		U0/0	
UH (100°-180°)	0.0	0.0		U0/0	

**BUG Rating: B3-U0-G3**

Type II Medium





REPORT NUMBER: P869849

CATALOG NUMBER: MEM2-HTN-SA-110-840-U-T2R

**CANDELA DISTRIBUTION (FULL):**

	0°	5°	15°	25°	35°	45°	55°	65°	75°	81°	85°
0°	2274.9	2274.9	2274.9	2274.9	2274.9	2274.9	2274.9	2274.9	2274.9	2274.9	2274.9
2.5°	2354.7	2351.5	2351.5	2326.0	2326.0	2319.6	2322.8	2303.6	2294.0	2290.8	2287.6
5°	2524.1	2524.1	2504.9	2488.9	2457.0	2428.2	2402.7	2364.3	2335.6	2322.8	2313.2
7.5°	2779.7	2760.5	2754.1	2706.2	2639.1	2581.6	2530.5	2447.4	2393.1	2373.9	2361.1
10°	3092.8	3067.2	3019.3	2965.0	2878.7	2792.4	2690.2	2578.4	2488.9	2450.6	2434.6
12.5°	3415.5	3380.3	3313.2	3262.1	3150.3	3019.3	2875.5	2722.2	2597.6	2543.2	2514.5
15°	3770.1	3751.0	3671.1	3568.8	3437.8	3252.5	3073.6	2885.1	2725.4	2648.7	2600.7
17.5°	4153.5	4124.8	4038.5	3913.9	3728.6	3508.1	3300.5	3057.6	2872.3	2773.3	2719.0
20°	4530.5	4524.1	4396.3	4278.1	4060.9	3786.1	3517.7	3262.1	3028.9	2913.9	2843.6
22.5°	4952.3	4910.7	4798.9	4632.8	4374.0	4121.6	3805.3	3473.0	3198.2	3064.0	2984.1
25°	5390.0	5386.8	5249.4	5044.9	4741.4	4421.9	4080.0	3712.6	3399.5	3236.6	3131.1
27.5°	5933.2	5891.6	5715.9	5482.7	5131.2	4763.8	4367.6	3961.8	3591.2	3396.3	3268.5
30°	6409.2	6396.4	6198.3	5936.3	5543.4	5105.6	4677.5	4243.0	3818.0	3588.0	3447.4
32.5°	6795.8	6779.8	6610.5	6348.5	5926.8	5473.1	4981.0	4508.2	4044.9	3795.7	3610.4
35°	7118.5	7092.9	6917.2	6655.2	6291.0	5830.9	5306.9	4786.1	4294.1	3990.6	3814.9
37.5°	7246.3	7223.9	7080.2	6862.9	6527.4	6105.7	5600.9	5092.9	4543.3	4211.0	4012.9
40°	7198.4	7185.6	7083.4	6933.2	6677.6	6326.1	5882.0	5412.4	4824.5	4444.3	4207.8
42.5°	6971.5	6971.5	6907.6	6831.0	6703.2	6450.7	6131.2	5719.1	5096.1	4677.5	4393.2
45°	6652.0	6639.3	6616.9	6588.1	6569.0	6473.1	6294.2	5984.3	5396.4	4933.1	4616.8
47.5°	6227.1	6236.7	6220.7	6233.5	6313.4	6374.1	6364.5	6230.3	5703.1	5214.3	4837.3
50°	5559.3	5604.1	5655.2	5805.4	5968.3	6137.6	6294.2	6406.0	6064.1	5533.8	5092.9
52.5°	4731.8	4751.0	4888.4	5243.0	5591.3	5814.9	6112.1	6485.9	6383.6	5866.1	5393.2
55°	3712.6	3747.8	3955.4	4457.1	5076.9	5505.0	5853.3	6450.7	6709.5	6246.3	5744.6
57.5°	2661.5	2683.8	3016.1	3533.7	4342.0	5060.9	5559.3	6310.2	6971.5	6677.6	6105.7
60°	1891.5	1933.0	2147.1	2651.9	3428.3	4447.5	5291.0	6105.7	7214.4	7099.3	6578.5
62.5°	1396.2	1418.6	1568.8	1936.2	2575.2	3610.4	4942.7	5955.5	7374.1	7553.0	7051.4
65°	1051.2	1060.7	1163.0	1415.4	1926.6	2661.5	4393.2	5926.8	7463.6	7939.6	7470.0
67.5°	827.5	843.5	907.4	1079.9	1434.6	1936.2	3578.4	5907.6	7431.6	8096.2	7690.4
70°	696.5	699.7	747.6	843.5	1073.5	1393.0	2674.2	5620.0	7252.7	7821.4	7485.9
72.5°	603.9	603.9	626.2	702.9	862.7	1054.4	1821.2	4933.1	6799.0	6987.5	6776.6
75°	488.8	485.6	524.0	597.5	693.3	811.5	1223.7	3735.0	5846.9	5751.0	5578.5
77.5°	424.9	421.7	453.7	517.6	571.9	648.6	837.1	2425.0	4600.8	4313.3	4204.6
80°	364.2	354.6	380.2	440.9	469.7	504.8	578.3	1412.2	3006.5	2827.6	2696.6
82.5°	274.8	252.4	246.0	297.1	316.3	293.9	293.9	495.2	1092.7	1102.3	1019.2
85°	22.4	25.6	32.0	38.3	54.3	60.7	63.9	105.4	162.9	156.6	159.8
87.5°	3.2	3.2	3.2	6.4	6.4	9.6	9.6	9.6	12.8	12.8	12.8
90°	0.0	0.0	0.0	0.0	0.0	0.0	0.0	0.0	0.0	0.0	0.0



REPORT NUMBER: P869849

CATALOG NUMBER: MEM2-HTN-SA-110-840-U-T2R

**CANDELA DISTRIBUTION (continued):**

	90°	95°	105°	115°	125°	135°	145°	155°	165°	175°	180°
0°	2274.9	2274.9	2274.9	2274.9	2274.9	2274.9	2274.9	2274.9	2274.9	2274.9	2274.9
2.5°	2284.4	2278.0	2271.7	2271.7	2271.7	2265.3	2262.1	2262.1	2258.9	2249.3	2246.1
5°	2306.8	2297.2	2287.6	2287.6	2287.6	2284.4	2281.2	2284.4	2281.2	2271.7	2268.5
7.5°	2351.5	2338.8	2326.0	2326.0	2332.4	2329.2	2329.2	2332.4	2329.2	2319.6	2316.4
10°	2415.4	2396.3	2389.9	2389.9	2396.3	2393.1	2389.9	2389.9	2386.7	2370.7	2377.1
12.5°	2485.7	2466.6	2460.2	2463.4	2460.2	2453.8	2457.0	2447.4	2444.2	2418.6	2415.4
15°	2575.2	2552.8	2540.0	2543.2	2533.7	2520.9	2508.1	2501.7	2488.9	2466.6	2460.2
17.5°	2677.4	2642.3	2626.3	2626.3	2607.1	2581.6	2562.4	2543.2	2524.1	2498.5	2492.1
20°	2776.5	2744.5	2719.0	2712.6	2674.2	2632.7	2597.6	2565.6	2543.2	2514.5	2508.1
22.5°	2901.1	2856.3	2821.2	2792.4	2734.9	2667.8	2613.5	2568.8	2536.8	2504.9	2495.3
25°	3032.1	2968.2	2910.7	2856.3	2776.5	2680.6	2603.9	2540.0	2498.5	2463.4	2457.0
27.5°	3163.1	3080.0	2996.9	2910.7	2789.3	2664.6	2556.0	2479.3	2425.0	2380.3	2373.9
30°	3303.7	3201.4	3070.4	2945.8	2786.1	2623.1	2485.7	2377.1	2313.2	2262.1	2255.7
32.5°	3447.4	3319.6	3140.7	2971.4	2770.1	2562.4	2383.5	2268.5	2188.6	2131.1	2115.1
35°	3607.2	3450.6	3204.6	2981.0	2725.4	2472.9	2274.9	2131.1	2038.4	1980.9	1968.1
37.5°	3770.1	3572.0	3246.1	2974.6	2661.5	2367.5	2134.3	1987.3	1878.7	1798.8	1786.0
40°	3936.3	3683.9	3271.7	2942.6	2572.0	2236.5	2003.3	1824.4	1667.8	1594.3	1559.2
42.5°	4089.6	3786.1	3284.5	2897.9	2472.9	2099.1	1830.7	1597.5	1450.5	1370.7	1386.6
45°	4249.4	3881.9	3287.7	2843.6	2341.9	1923.4	1613.5	1396.2	1249.3	1188.5	1182.2
47.5°	4386.8	3961.8	3281.3	2766.9	2195.0	1722.1	1386.6	1179.0	1070.3	1012.8	1006.4
50°	4568.9	4051.3	3271.7	2677.4	2003.3	1492.1	1175.8	1006.4	907.4	862.7	859.5
52.5°	4751.0	4150.3	3265.3	2552.8	1802.0	1274.8	984.1	849.9	782.8	760.4	754.0
55°	4990.6	4271.7	3268.5	2409.0	1571.9	1051.2	833.9	741.2	706.1	696.5	696.5
57.5°	5265.4	4428.3	3287.7	2249.3	1332.3	869.0	725.3	683.7	680.5	686.9	690.1
60°	5597.7	4636.0	3326.0	2083.2	1111.9	734.9	661.4	658.2	667.8	690.1	696.5
62.5°	5971.5	4862.8	3373.9	1865.9	901.0	645.4	626.2	639.0	651.8	677.3	680.5
65°	6300.6	5118.4	3402.7	1658.2	754.0	594.3	603.9	610.2	642.2	677.3	677.3
67.5°	6498.7	5303.7	3294.1	1396.2	629.4	549.5	568.7	587.9	623.0	655.0	661.4
70°	6431.6	5243.0	2923.4	1083.1	533.6	508.0	530.4	559.1	594.3	632.6	651.8
72.5°	5965.1	4811.7	2373.9	789.2	463.3	469.7	498.4	536.8	568.7	610.2	635.8
75°	4987.4	4016.1	1712.5	568.7	405.8	431.3	476.1	508.0	530.4	540.0	543.2
77.5°	3786.1	2952.2	1166.2	424.9	351.5	386.6	434.5	469.7	476.1	482.4	488.8
80°	2472.9	1878.7	658.2	297.1	268.4	316.3	354.6	393.0	380.2	399.4	405.8
82.5°	1044.8	821.1	300.3	147.0	124.6	134.2	143.8	127.8	118.2	118.2	102.2
85°	137.4	105.4	44.7	19.2	16.0	9.6	9.6	9.6	6.4	6.4	6.4
87.5°	12.8	12.8	9.6	9.6	6.4	6.4	3.2	6.4	3.2	3.2	3.2
90°	0.0	0.0	0.0	0.0	0.0	0.0	0.0	0.0	0.0	0.0	0.0



Cooper Lighting Solutions Photometric Lab  
1121 Highway 74 South  
Peachtree City, GA 30269



LM-79-2019: Approved Method: Electrical and Photometric Measurements of Solid-State Lighting Products

Report Prepared for

Cooper Lighting Solutions

Streetworks

Report Number: SP1-2407-157-8

Test Date: 09/05/2024

Luminaire Tested: MEM2-HTN-SA-30-840-U-5WQ

Data in this report applies to families of products including MEM2-HTN-SA-30-840-U-5WQ

**Test Information**

Test Method: LM-79-2019  
 Report Number: SP1-2407-157-8  
 Test Lab: COOPER LIGHTING SOLUTIONS  
 Photometer: SP1 - 76IN SPHERE  
 Measurement Geometry: 4π  
 Issue Date: 09/05/2024  
 Manufacturer: COOPER LIGHTING SOLUTIONS  
 Product Line: Streetworks  
 Catalog Number: **MEM2-HTN-SA-30-840-U-5WQ**  
 Description: Epic Modern Light Square 30W 5WQ Optic

**Spectral Parameters**

CCT (K): 3996  
 CIE u': 0.2245  
 CIE v': 0.5031  
 Duv: 0.0012  
 CIE x: 0.3815  
 CIE y: 0.3799  
 CIE z: 0.2386  
 Peak Wavelength (nm): 449  
 Dominant Wavelength (nm): 578  
 Purity: 28.49233  
 Rf: 82.6  
 Rg: 95.1

CRI (Ra):	80.6		
R1:	78.1	R9:	-5.8
R2:	87.1	R10:	70.3
R3:	94.5	R11:	78.7
R4:	79.7	R12:	60.5
R5:	78.7	R13:	80.2
R6:	82.7	R14:	97.2
R7:	84.3	R15:	70.6
R8:	59.5		



**Test Conditions**

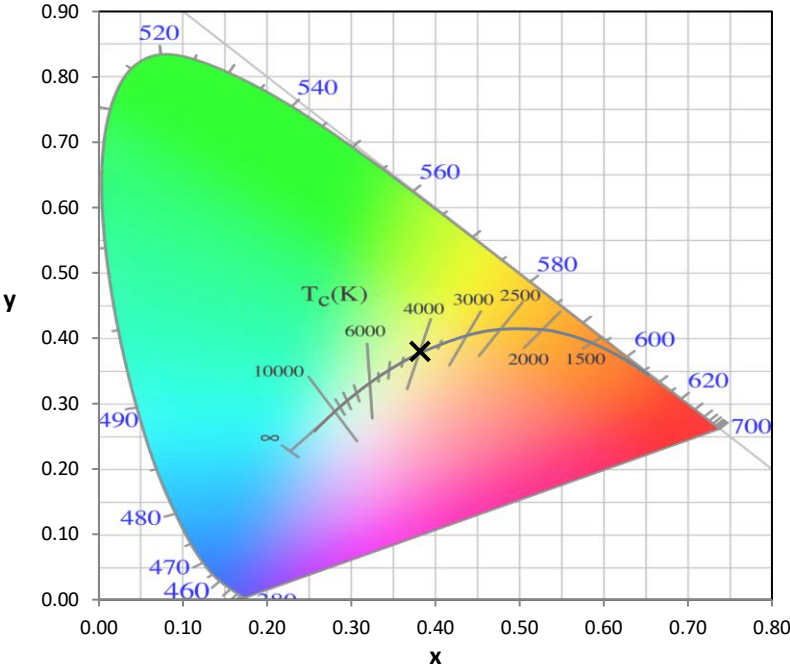
Stabilization Time: 29M  
 Operation Time: 1H 29M  
 Sphere Temperature (°C): 24.3

REPORT NUMBER: SP1-2407-157-8

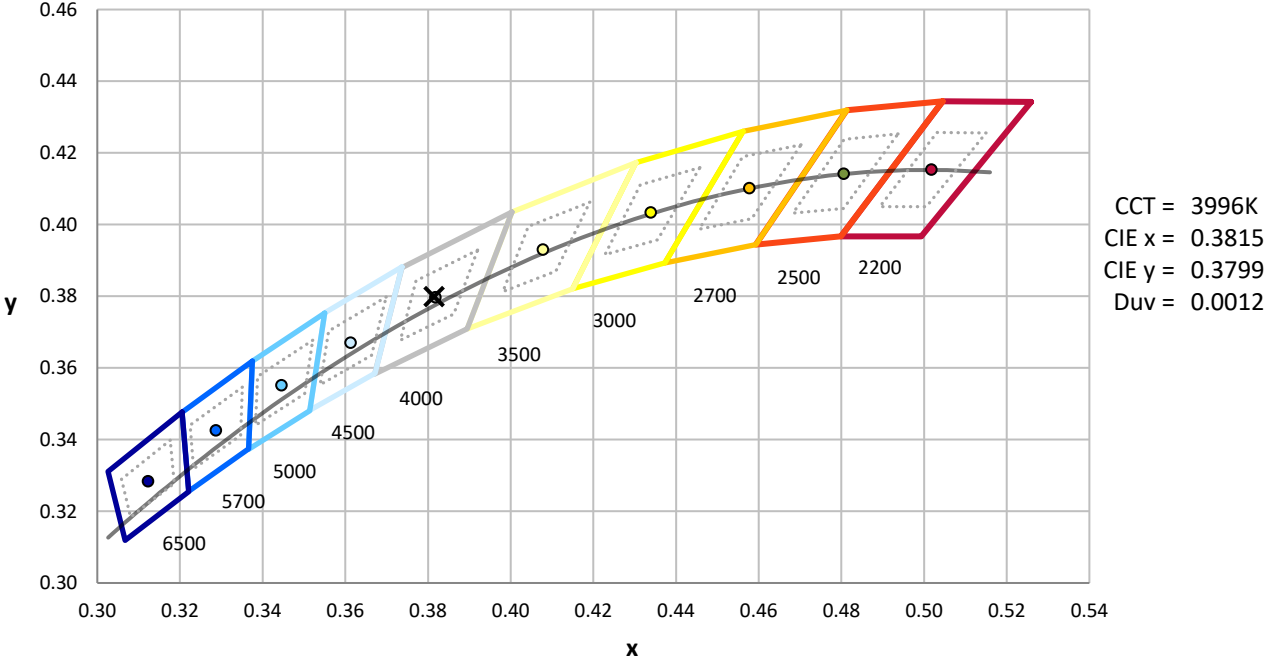
Measurement and Test Equipment			
Instrument	Identification Number	Calibration Date	Calibration Due Date
Photometer	IN0058	6/18/2024	12/18/2024
Power Meter	INXT2011004	2/8/2024	2/8/2025
AC Power Source	IN0063	10/24/2023	10/24/2024
DC Power Source	IN0208	10/24/2023	10/24/2024
Sphere Thermometer	IN0085	10/24/2023	10/24/2024
Room Thermometer	IN0046	10/24/2023	10/24/2024

REPORT NUMBER: SP1-2407-157-8

CIE 1931 Chromaticity Diagram



CIE 1931 Chromaticity Diagram with 2017 ANSI 7-Step and 4-Step Quadrangles

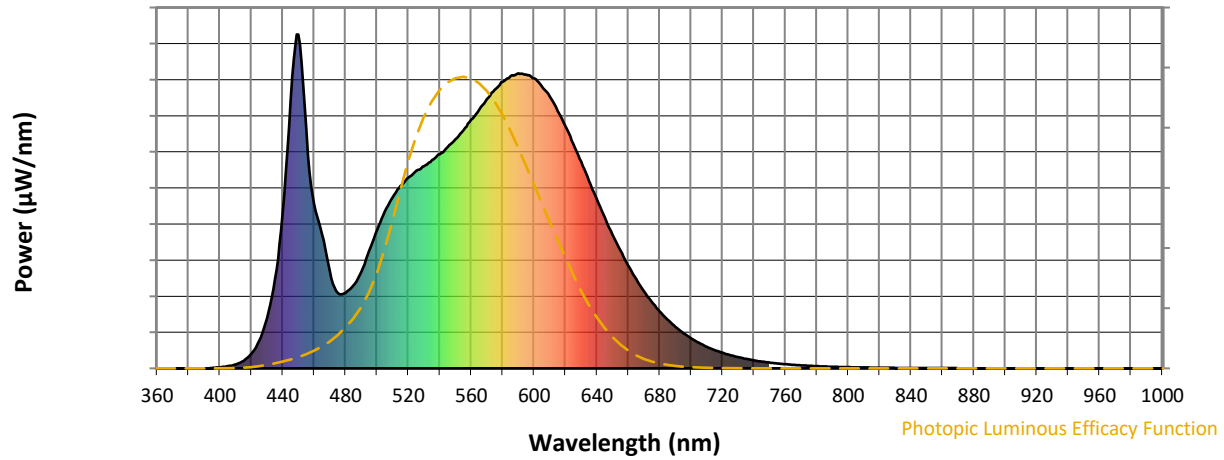


CCT = 3996K  
 CIE x = 0.3815  
 CIE y = 0.3799  
 Duv = 0.0012

Point lies inside the ANSI 4000K 4-step quadrangle

REPORT NUMBER: SP1-2407-157-8

**Photopic Flux vs. Wavelength**



**Photopic Lumens: NR**

λ (nm)	Power W <sup>^</sup> /nm	Lumens (φ/nm)	λ (nm)	Power W <sup>^</sup> /nm	Lumens (φ/nm)	λ (nm)	Power W <sup>^</sup> /nm	Lumens (φ/nm)	λ (nm)	Power W <sup>^</sup> /nm	Lumens (φ/nm)	λ (nm)	Power W <sup>^</sup> /nm	Lumens (φ/nm)
360	0	NR	490	289	NR	620	725	NR	750	17	NR	880	0	NR
365	0	NR	495	351	NR	625	673	NR	755	15	NR	885	0	NR
370	0	NR	500	414	NR	630	619	NR	760	13	NR	890	0	NR
375	0	NR	505	470	NR	635	562	NR	765	11	NR	895	0	NR
380	0	NR	510	513	NR	640	506	NR	770	9	NR	900	0	NR
385	0	NR	515	546	NR	645	452	NR	775	8	NR	905	0	NR
390	0	NR	520	571	NR	650	400	NR	780	7	NR	910	0	NR
395	1	NR	525	592	NR	655	352	NR	785	6	NR	915	0	NR
400	3	NR	530	606	NR	660	307	NR	790	5	NR	920	0	NR
405	6	NR	535	624	NR	665	267	NR	795	4	NR	925	0	NR
410	12	NR	540	642	NR	670	231	NR	800	4	NR	930	0	NR
415	22	NR	545	663	NR	675	199	NR	805	3	NR	935	0	NR
420	44	NR	550	686	NR	680	171	NR	810	3	NR	940	0	NR
425	83	NR	555	713	NR	685	146	NR	815	2	NR	945	0	NR
430	150	NR	560	745	NR	690	125	NR	820	2	NR	950	0	NR
435	267	NR	565	774	NR	695	106	NR	825	2	NR	955	0	NR
440	466	NR	570	806	NR	700	90	NR	830	1	NR	960	0	NR
445	804	NR	575	835	NR	705	76	NR	835	1	NR	965	0	NR
450	1000	NR	580	858	NR	710	65	NR	840	1	NR	970	0	NR
455	715	NR	585	875	NR	715	55	NR	845	1	NR	975	0	NR
460	492	NR	590	884	NR	720	47	NR	850	1	NR	980	0	NR
465	402	NR	595	880	NR	725	40	NR	855	1	NR	985	0	NR
470	288	NR	600	868	NR	730	34	NR	860	1	NR	990	0	NR
475	226	NR	605	844	NR	735	28	NR	865	1	NR	995	0	NR
480	227	NR	610	814	NR	740	24	NR	870	0	NR	1000	0	NR
485	248	NR	615	771	NR	745	20	NR	875	0	NR			

REPORT NUMBER: SP1-2407-157-8

**Scotopic Flux vs. Wavelength**



**Scotopic Lumens: NR**

**S/P: 1.66**

λ (nm)	Power W <sup>^</sup> /nm	Lumens (φ/nm)	λ (nm)	Power W <sup>^</sup> /nm	Lumens (φ/nm)	λ (nm)	Power W <sup>^</sup> /nm	Lumens (φ/nm)	λ (nm)	Power W <sup>^</sup> /nm	Lumens (φ/nm)	λ (nm)	Power W <sup>^</sup> /nm	Lumens (φ/nm)
360	0	NR	490	289	NR	620	725	NR	750	17	NR	880	0	NR
365	0	NR	495	351	NR	625	673	NR	755	15	NR	885	0	NR
370	0	NR	500	414	NR	630	619	NR	760	13	NR	890	0	NR
375	0	NR	505	470	NR	635	562	NR	765	11	NR	895	0	NR
380	0	NR	510	513	NR	640	506	NR	770	9	NR	900	0	NR
385	0	NR	515	546	NR	645	452	NR	775	8	NR	905	0	NR
390	0	NR	520	571	NR	650	400	NR	780	7	NR	910	0	NR
395	1	NR	525	592	NR	655	352	NR	785	6	NR	915	0	NR
400	3	NR	530	606	NR	660	307	NR	790	5	NR	920	0	NR
405	6	NR	535	624	NR	665	267	NR	795	4	NR	925	0	NR
410	12	NR	540	642	NR	670	231	NR	800	4	NR	930	0	NR
415	22	NR	545	663	NR	675	199	NR	805	3	NR	935	0	NR
420	44	NR	550	686	NR	680	171	NR	810	3	NR	940	0	NR
425	83	NR	555	713	NR	685	146	NR	815	2	NR	945	0	NR
430	150	NR	560	745	NR	690	125	NR	820	2	NR	950	0	NR
435	267	NR	565	774	NR	695	106	NR	825	2	NR	955	0	NR
440	466	NR	570	806	NR	700	90	NR	830	1	NR	960	0	NR
445	804	NR	575	835	NR	705	76	NR	835	1	NR	965	0	NR
450	1000	NR	580	858	NR	710	65	NR	840	1	NR	970	0	NR
455	715	NR	585	875	NR	715	55	NR	845	1	NR	975	0	NR
460	492	NR	590	884	NR	720	47	NR	850	1	NR	980	0	NR
465	402	NR	595	880	NR	725	40	NR	855	1	NR	985	0	NR
470	288	NR	600	868	NR	730	34	NR	860	1	NR	990	0	NR
475	226	NR	605	844	NR	735	28	NR	865	1	NR	995	0	NR
480	227	NR	610	814	NR	740	24	NR	870	0	NR	1000	0	NR
485	248	NR	615	771	NR	745	20	NR	875	0	NR			

REPORT NUMBER: SP1-2407-157-8

**Melanopic Flux vs. Wavelength**



**Melanopic Lumens: NR**

**M/P: 3.37**

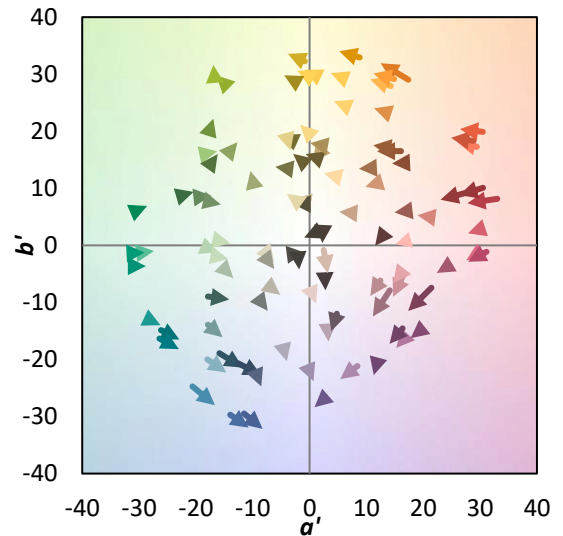
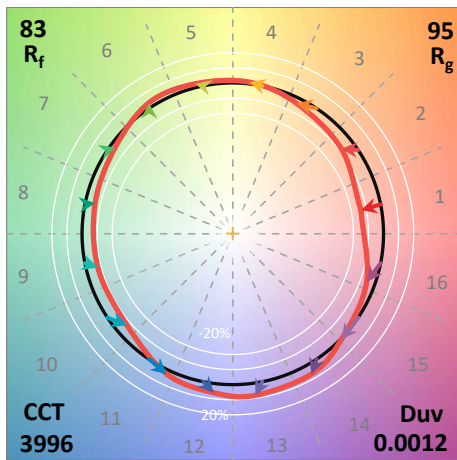
λ (nm)	Power W <sup>^</sup> /nm	Lumens (φ/nm)	λ (nm)	Power W <sup>^</sup> /nm	Lumens (φ/nm)	λ (nm)	Power W <sup>^</sup> /nm	Lumens (φ/nm)	λ (nm)	Power W <sup>^</sup> /nm	Lumens (φ/nm)	λ (nm)	Power W <sup>^</sup> /nm	Lumens (φ/nm)
360	0	NR	490	289	NR	620	725	NR	750	17	NR	880	0	NR
365	0	NR	495	351	NR	625	673	NR	755	15	NR	885	0	NR
370	0	NR	500	414	NR	630	619	NR	760	13	NR	890	0	NR
375	0	NR	505	470	NR	635	562	NR	765	11	NR	895	0	NR
380	0	NR	510	513	NR	640	506	NR	770	9	NR	900	0	NR
385	0	NR	515	546	NR	645	452	NR	775	8	NR	905	0	NR
390	0	NR	520	571	NR	650	400	NR	780	7	NR	910	0	NR
395	1	NR	525	592	NR	655	352	NR	785	6	NR	915	0	NR
400	3	NR	530	606	NR	660	307	NR	790	5	NR	920	0	NR
405	6	NR	535	624	NR	665	267	NR	795	4	NR	925	0	NR
410	12	NR	540	642	NR	670	231	NR	800	4	NR	930	0	NR
415	22	NR	545	663	NR	675	199	NR	805	3	NR	935	0	NR
420	44	NR	550	686	NR	680	171	NR	810	3	NR	940	0	NR
425	83	NR	555	713	NR	685	146	NR	815	2	NR	945	0	NR
430	150	NR	560	745	NR	690	125	NR	820	2	NR	950	0	NR
435	267	NR	565	774	NR	695	106	NR	825	2	NR	955	0	NR
440	466	NR	570	806	NR	700	90	NR	830	1	NR	960	0	NR
445	804	NR	575	835	NR	705	76	NR	835	1	NR	965	0	NR
450	1000	NR	580	858	NR	710	65	NR	840	1	NR	970	0	NR
455	715	NR	585	875	NR	715	55	NR	845	1	NR	975	0	NR
460	492	NR	590	884	NR	720	47	NR	850	1	NR	980	0	NR
465	402	NR	595	880	NR	725	40	NR	855	1	NR	985	0	NR
470	288	NR	600	868	NR	730	34	NR	860	1	NR	990	0	NR
475	226	NR	605	844	NR	735	28	NR	865	1	NR	995	0	NR
480	227	NR	610	814	NR	740	24	NR	870	0	NR	1000	0	NR
485	248	NR	615	771	NR	745	20	NR	875	0	NR			

**Summary**

$R_f = 82.6$   
 $R_g = 95.1$   
 CIE  $R_a = 80.6$   
 $R_9 = -5.8$



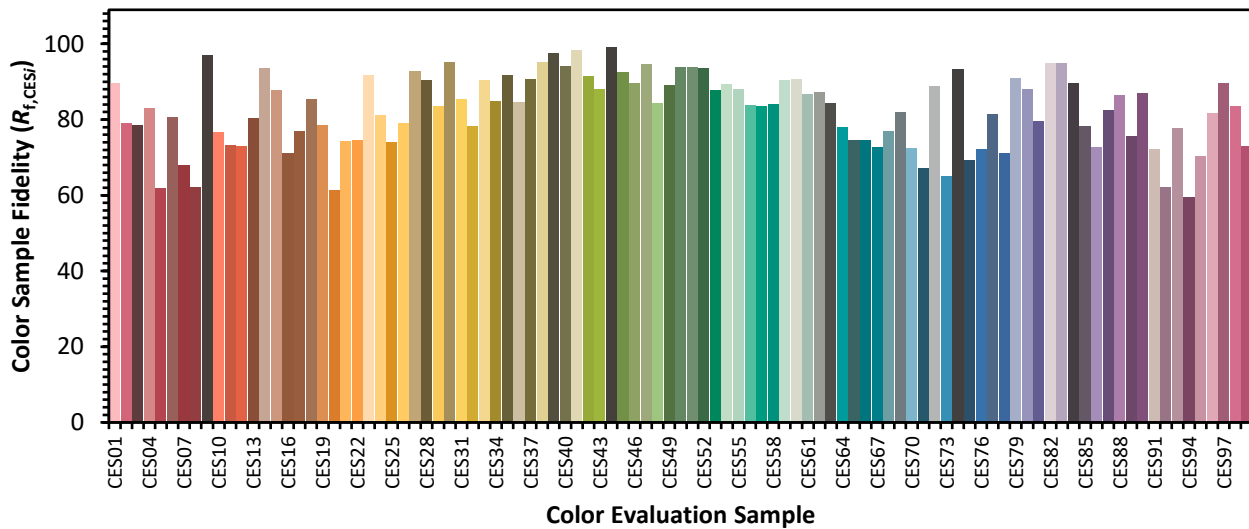
**Color Vector Graphics**



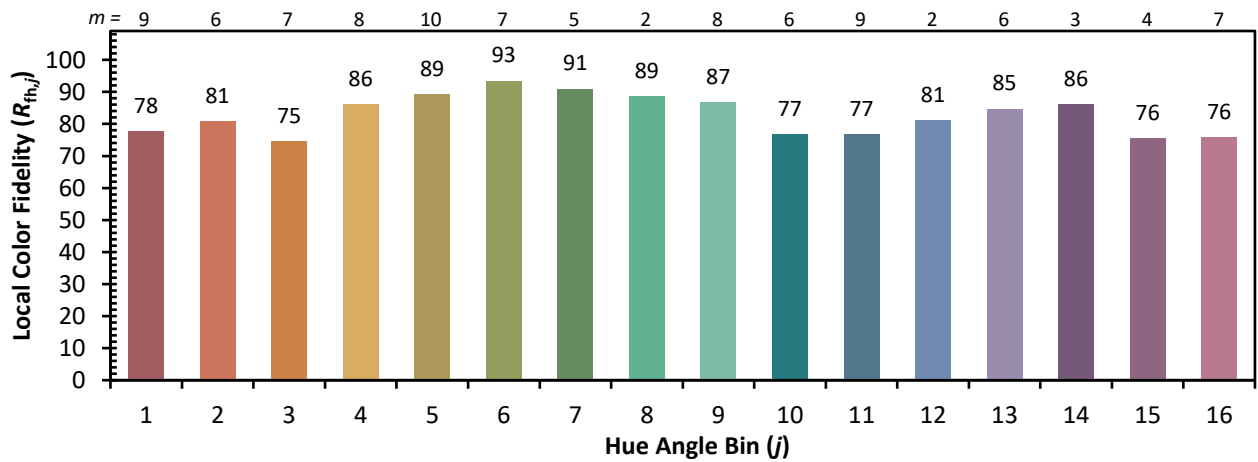


Individual Sample Fidelity Index ( $R_{f,i}$ )

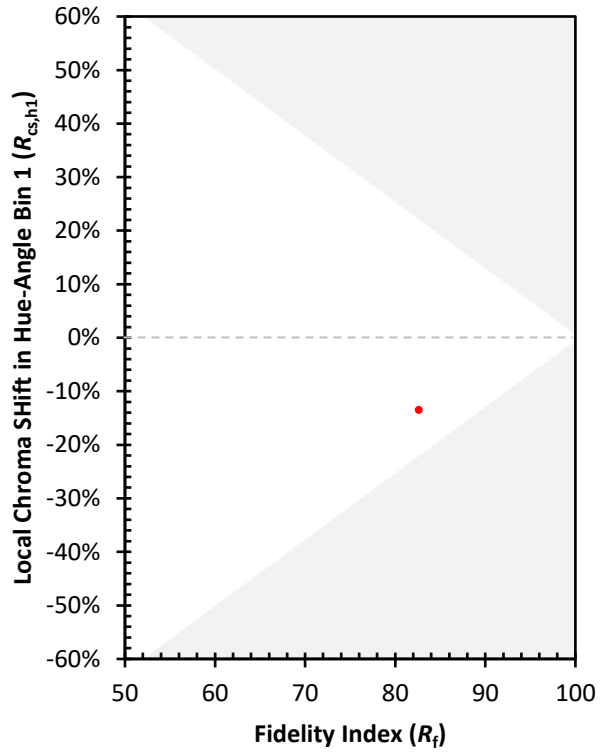
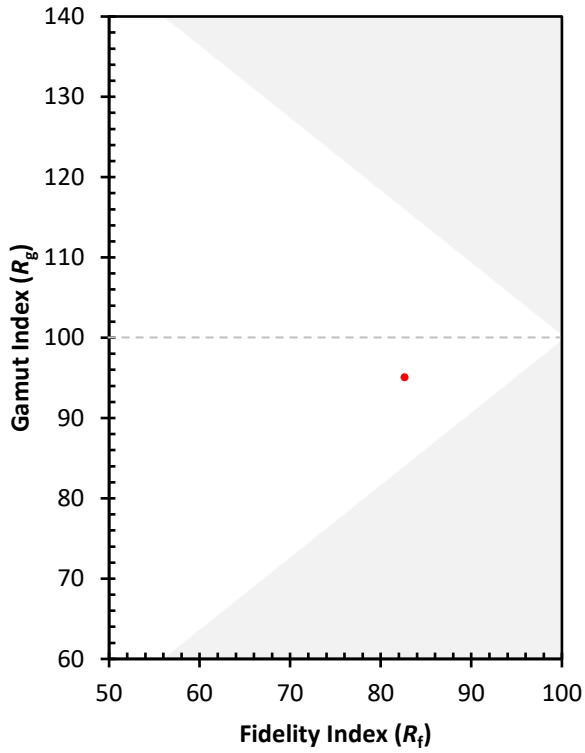
CES01 = 85	CES26 = 79	CES51 = 94	CES76 = 72
CES02 = 61	CES27 = 93	CES52 = 94	CES77 = 82
CES03 = 31	CES28 = 90	CES53 = 88	CES78 = 71
CES04 = 69	CES29 = 83	CES54 = 89	CES79 = 91
CES05 = 48	CES30 = 95	CES55 = 88	CES80 = 88
CES06 = 50	CES31 = 86	CES56 = 84	CES81 = 80
CES07 = 40	CES32 = 78	CES57 = 84	CES82 = 95
CES08 = 39	CES33 = 90	CES58 = 84	CES83 = 95
CES09 = 29	CES34 = 85	CES59 = 90	CES84 = 90
CES10 = 74	CES35 = 92	CES60 = 91	CES85 = 78
CES11 = 57	CES36 = 85	CES61 = 87	CES86 = 73
CES12 = 63	CES37 = 91	CES62 = 87	CES87 = 83
CES13 = 42	CES38 = 95	CES63 = 84	CES88 = 86
CES14 = 74	CES39 = 98	CES64 = 78	CES89 = 76
CES15 = 71	CES40 = 94	CES65 = 75	CES90 = 87
CES16 = 46	CES41 = 98	CES66 = 75	CES91 = 72
CES17 = 49	CES42 = 92	CES67 = 73	CES92 = 62
CES18 = 56	CES43 = 88	CES68 = 77	CES93 = 78
CES19 = 71	CES44 = 99	CES69 = 82	CES94 = 60
CES20 = 65	CES45 = 93	CES70 = 72	CES95 = 70
CES21 = 86	CES46 = 90	CES71 = 67	CES96 = 82
CES22 = 78	CES47 = 95	CES72 = 89	CES97 = 90
CES23 = 91	CES48 = 84	CES73 = 65	CES98 = 84
CES24 = 90	CES49 = 89	CES74 = 93	CES99 = 73
CES25 = 71	CES50 = 94	CES75 = 69	



Color Rendition by Hue-Angle Bin



Measure Comparisons



(END OF REPORT)